

## The Next Generation of VMI


# Secure Lockers




### Features

- » Optional Weighted Bin System
- » Easy on-site configuration
- » Pick to light
- » Run Off-line mode
- » No daisy chaining necessary
- » Customer can assign doors to different distributors
- » Customers can create Assets and Tools


### Multiple Configurations



**Small Door**  
**18**  
doors



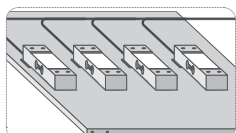
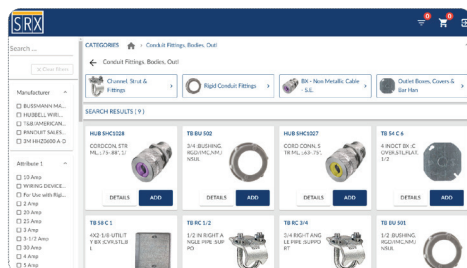
**Large Door**  
**12**  
doors



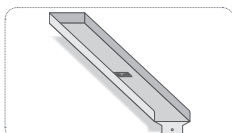
**Mixed Door**  
**16**  
doors

### Check-out software


- » Run on a computer, phone or tablet with internet connection.
- » Wirelessly open lockers.
- » Build your allocation codes to track usage by department, cost center, work order and much more.



**Smart Shelves**  
(4 load cells included)



**Smart Shelf Trays**  
Available in 4", 8" and 12"



**Smart Shelf Jumpers**  
Available in 2", 4" and 6"



**IP Camera**

### Locker Specifications

#### Measures

Height	75.51"
Width	51.18"
Depth	24"
Door Width (Inner)	21.45"
Door Depth (Inner)	23.23"
Standard Door Height (Inner)	7.87"
Tall Door Height (Inner)	11.8"
Weight w/Weighted Shelving	795lbs
Weight w/o Weighted Shelving	415lbs

#### Network & Power

Network	Required
Connections	Ethernet bulkhead or bracket for cell modem
Power	Inlet
Voltage	120V

#### Door Configurations

Standard Door	18 Standard doors
Mixed Door	16 Doors (12 standard, 4 tall)
Tall Door	12 Tall doors

#### Weight Module Specifications

Number of Load Cells	4
Load Cell Accuracy	6 grams
Pick to Light	4 LEDs
Power	1' Jumper included (2' and 4' options available)
Tray Sizes	4", 8" and 12"

#### Operating Environment

Temperature	(-)4F to 130F
Humidity	5% to 95%, non-condensing